











5	•	•	
4	•	•	
1	•	•	
8	•	•	
9	•	•	






6	•	•	
2	•	•	
9	•	•	
4	•	•	
10	•	•	






2	•	•	
6	•	•	
3	•	•	
7	•	•	
10	•	•	






5	•	•	
7	•	•	
3	•	•	
8	•	•	
1	•	•	

9	.	
3	.	
8	.	
1	.	
5	.	

7	.	
4	.	
1	.	
9	.	
5	.	






6	.	
7	.	
10	.	
2	.	
4	.	











10	.	
2	.	
6	.	
3	.	
8	.	











10	.	.	
2	.	.	
6	.	.	
3	.	.	
8	.	.	









6	.	.	
7	.	.	
10	.	.	
2	.	.	
4	.	.	











4	.	.	
5	.	.	
2	.	.	
1	.	.	
10	.	.	

9	.	.	
1	.	.	
10	.	.	
3	.	.	
6	.	.	

	-		=	<input type="text"/>
	-		=	<input type="text"/>
	-		=	<input type="text"/>
	-		=	<input type="text"/>
	-		=	<input type="text"/>

	-		=	<input type="text"/>
	-		=	<input type="text"/>
	-		=	<input type="text"/>
	-		=	<input type="text"/>
	-		=	<input type="text"/>

	-		=	<input type="text"/>
	-		=	<input type="text"/>
	-		=	<input type="text"/>
	-		=	<input type="text"/>
	-		=	<input type="text"/>

	-		=	<input type="text"/>
	-		=	<input type="text"/>
	-		=	<input type="text"/>
	-		=	<input type="text"/>
	-		=	<input type="text"/>

5 rows of addition problems using yellow and grey bells. Each row consists of two groups of 5 bells, followed by a plus sign, an equals sign, and an empty box for the answer.

- Row 1: 5 yellow + 5 yellow =
- Row 2: 5 yellow + 5 grey =
- Row 3: 5 yellow + 5 yellow =
- Row 4: 5 yellow + 5 grey =
- Row 5: 5 yellow + 5 grey =

5 rows of addition problems using Santa Claus and grey silhouette icons. Each row consists of two groups of 5 icons, followed by a plus sign, an equals sign, and an empty box for the answer.

- Row 1: 5 Santa + 5 Santa =
- Row 2: 5 Santa + 5 grey =
- Row 3: 5 Santa + 5 Santa =
- Row 4: 5 Santa + 5 grey =
- Row 5: 5 Santa + 5 grey =

6 rows of addition problems using red and grey Santa hats. Each row consists of two groups of 5 hats, followed by a plus sign, an equals sign, and an empty box for the answer.

- Row 1: 5 red + 5 red =
- Row 2: 5 red + 5 grey =
- Row 3: 5 red + 5 grey =
- Row 4: 5 red + 5 red =
- Row 5: 5 red + 5 grey =
- Row 6: 5 red + 5 grey =

6 rows of addition problems using yellow and grey bells. Each row consists of two groups of 5 bells, followed by a plus sign, an equals sign, and an empty box for the answer.

- Row 1: 5 yellow + 5 yellow =
- Row 2: 5 yellow + 5 grey =
- Row 3: 5 yellow + 5 grey =
- Row 4: 5 yellow + 5 grey =
- Row 5: 5 grey + 5 yellow =
- Row 6: 5 grey + 5 yellow =