




НАЙДИ ТЕНЬ - ИГРА

Распечатайте и разрежьте карточки по линии, предложите малышу соединить насекомое с тенью.










Имя _____

Дата _____

Кто следующий?
















Посмотри на ряд животных и скажи, кто будет следующий.

Вырежи и вклей!




НАЙДИ НАСЕКОМЫХ

Обведи насекомых в кружок. Зачеркни домашних животных.




Посчитай животных


посчитай и запиши




$3 + 2 = \underline{\quad}$




$1 + 1 = \underline{\quad}$




$2 + 2 = \underline{\quad}$



$1 + 2 = \underline{\quad}$



$1 + 0 = \underline{\quad}$



$3 + 1 = \underline{\quad}$




Имя _____


Дата _____

Посчитай насекомых


ОТВЕТ ЗАПИШИ В ОКОШКО




A row of ten cartoon bees, each with a yellow body and black stripes. They are arranged in two rows of five. To the right of the bees is a large empty square box for writing the answer.




A row of five cartoon beetles with green bodies and yellow spots. They are arranged in a single row. To the right of the beetles is a large empty square box for writing the answer.




A row of six cartoon butterflies with purple wings and pink bodies. They are arranged in a single row. To the right of the butterflies is a large empty square box for writing the answer.



A row of four cartoon beetles with blue bodies and white spots. They are arranged in a single row. To the right of the beetles is a large empty square box for writing the answer.



A row of seven cartoon moths with brown bodies and wings with white spots. They are arranged in two rows: three in the top row and four in the bottom row. To the right of the moths is a large empty square box for writing the answer.








A row of ten cartoon ants with pink bodies. They are arranged in two rows: five in the top row and five in the bottom row. To the right of the ants is a large empty square box for writing the answer.

Имя _____

Дата _____

Посчитай животных.

Найди животных каждого вида и запиши ответ в окошко. Каким одним словом можно назвать большинство из них?



Name: _____


Date: _____

Welcome Spring


Match the drawings with the words. Use different colours.



BEE




BIRD



RAINBOW



FLOWER



TREE












SNAIL




BUTTERFLY

КАРТОЧКИ ДЛЯ МЕМОРИ




ПОСЧИТАЙ НАСЕКОМЫХ




запиши ответ в кружке





СОЕДИНИ ПО ТОЧКАМ




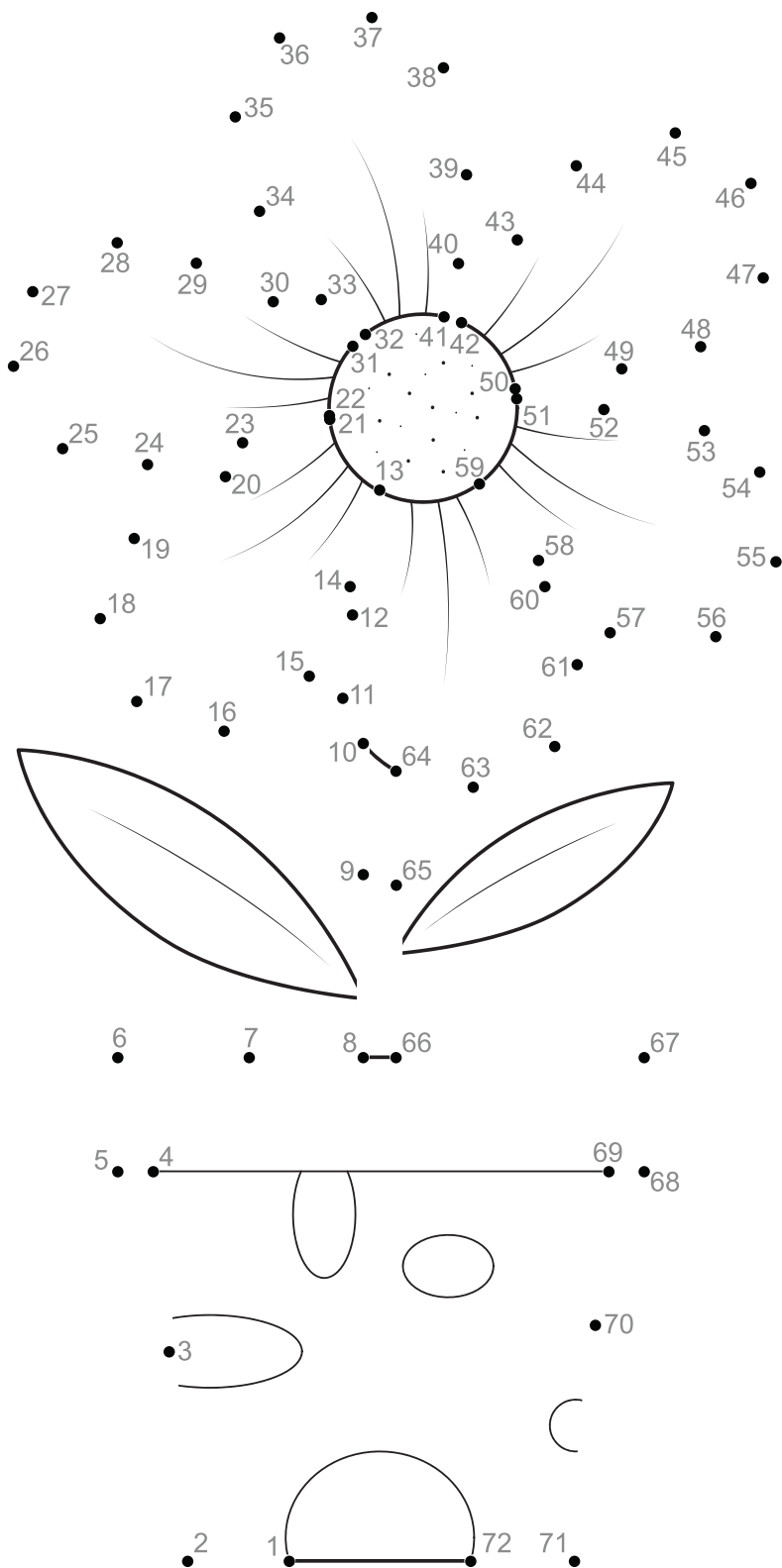
СОЕДИНИ ПО ТОЧКАМ



СОЕДИНИ ПО ТОЧКАМ





СОЕДИНИ ПО ТОЧКАМ



Найди спрятанные объекты




Зачеркни найденные объекты


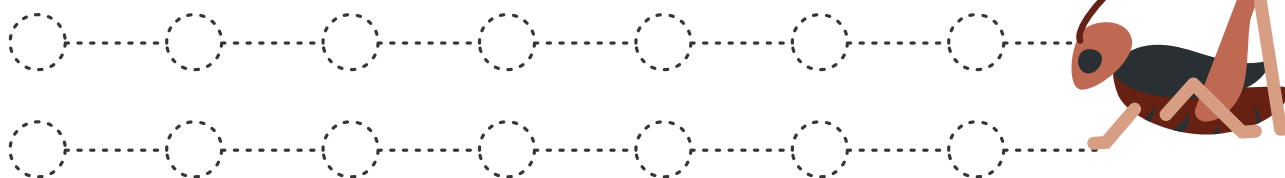



Корона из цветов

Раскрась цветы, вырежи полоски и склей корону.




ОБВЕДИ ЛИНИИ



Раскрась по номерам - "Бабочка"

используй ключ под картинкой



1. розовый 2. синий 3. желтый
4. зеленый 5. голубой

Раскрась по числу

Посчитай и раскрась, используя ключ под картинкой

